



DocuCentre-V 5070 / 4070

Versatile performer that elevates your business.



A flexible multifunction device handy in any setting.

Print and copy at a blazing 55 sheets/minute* ¹. Scan in colour or monochrome with a newly developed DADF at 80 pages/minute (single-sided)* ² and 140 pages/minute (double-sided).
 Produce beautiful Z-fold and Tri-fold booklets with optional finisher.
 DocuCentre-V 5070/4070 serves your needs, including document digitization.

*1: A4 landscape. With DocuCentre-V 5070. 45 ppm with DocuCentre-V 4070.
 *2: For Fuji Xerox standard document (A4 landscape) saved in a Folder at 200 dpi.

Copy Print B / W : 55 ppm*

Fax Max size: A3
 Super G3

Scan Colour, B / W: 80 ppm
 One-pass duplex scanning: 140 ppm

* A4 landscape. With DocuCentre-V 5070. 45 ppm with DocuCentre-V 4070.
 * The picture shows the multifunction device with options: C3 Finisher with Booklet Maker and Folder Unit CD1



DocuCentre-V 5070 / 4070

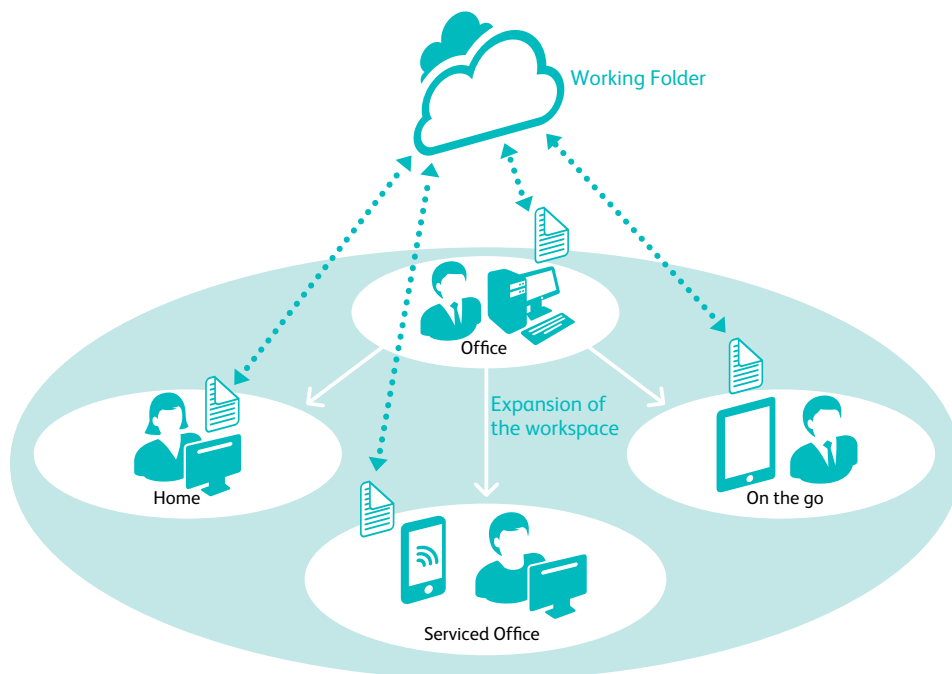
Work wherever you are, however you like.

On the road, at home, dashing off to a client in the morning, or returning home in the evening.

There's no doubt about it: Workstyles are changing.

To support people in all facets of their jobs, Fuji Xerox offers comprehensive mobile computing functions and keeps everyone connected via the Cloud.

We always look for ways to help bring out your best, wherever and however you work.



Smooth, impressive client presentations

Eliminate the hassle and worry of lugging around bulky, confidential documents.

Working Folder, our Cloud-based document sharing service, keeps your documents secure and your briefcase light.

Use a PC or Fuji Xerox multifunction device to store documents in Working Folder, then access and view with a smart device while at your client's office.

You can also print from a tablet or smartphone to multifunction devices when out of the office via wireless LAN.

More features, simplified operation.



Easy Fingertip Control.

The new DocuCentre-V series take advantage of technology seen in smartphones and tablets by enabling users to operate the devices intuitively, for faster and more efficient production. Four different gestures – tap, double-tap, drag and flick – can be used to scroll and switch functions smoothly and quickly.

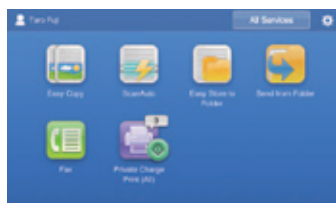
Making multifunction devices easier to use

Simple and Easy to Operate

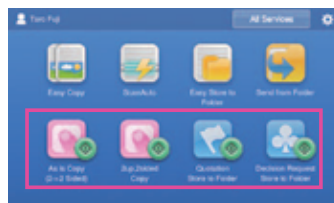
Operation screens can be simplified and made easier than ever to navigate by installing a free optional software application – EasyUI Solution 2. This offers individual users a simple and easy-to-use operation screen, reducing working time.



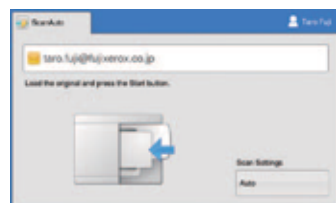
Preview finished results — for example, N-up or two-sided — before copying.



Utilizing “Custom Menu” allows individual user to place only buttons for functions he/she uses frequently, on the menu screen.



Register frequently used functions for one-touch copying or scanning.



Scanning to email is now much simpler with the automatic recognition of both the orientation and number of printed sides of the original document.

Offices Using Five or More Devices

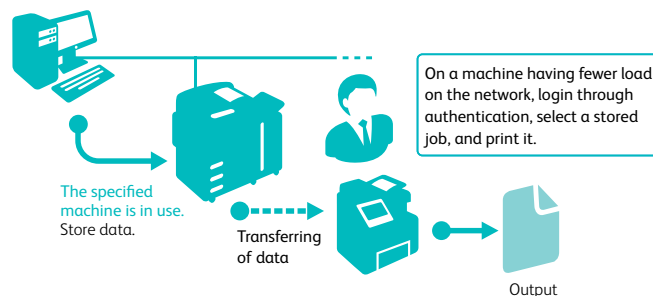
By utilising ApeosWare Management Suite*, administrators can distribute print drivers, restrict use of the device to certain accounts, gather print counts, improve running efficiency, automate distribution processes and manage job logs. These applications make it a simple task to plan and manage usage of the device, while maintaining full security.

* Software sold separately.

Printable from Any Machine on Demand

If your preferred device is in use, print to another one using “Server-less On-Demand Print” solution. Up to 5 devices can be linked. When both A4 and A3 multifunction devices are used in the office, A3 print jobs will be automatically reduced to A4.

* Optional.



Print in different environments

The DocuCentre-V series can be shared and printing can be performed in two independent network environments. With two network ports, you can maximise the use of the multifunction device while maintaining tight security of having separate network.

* Optional.

* Print function only. Supported protocol: TCP/IP (lpd, Port9100) only.

* Airprint not supported on second network.

Authentication management based on registered user information.

DocuCentre's local authentication settings let you manage authentication via user information registered on the multifunction device. IC Card authentication is available by adding an IC Card Reader*.

* Optional.

Scan more efficiently.

Various File Formats and Processing Supported

Users can convert scanned documents and data to numerous file formats including TIFF, JPEG, DocuWorks document, PDF and XPS*¹ before you send them by email. OCR processing can assist in searching for and compressing documents to reduce their size for e-mail communications*², and password settings can also be set.

*1: Stands for XML Paper Specification

*2: Optional.

Conversion to Editable Word and Excel® Files

Scanned data can also be converted to files in Word or Excel® format, and hardcopy documents can be converted into editable digital documents. The DocuCentre-V series devices can also convert tables and illustrations to objects suitable for reproduction with Word and Excel®.

* Optional.

An auxiliary function that allows you to reuse materials such as text, tables, shapes, and photos on paper documents. However, accuracy will depend on the original document quality.

Save/Print Using a USB Memory

You can save scanned data directly into the USB memory, and print documents and captured records directly from the USB memory.

* Optional.



Fax more effectively.

Leverage of Timely Information with Paperless Fax

[Receiving]

Received fax documents can be sorted into different device folders by dial number or G3ID. After viewing the thumbnails, users can choose to print only designated documents. As soon as fax documents are received in a folder, they can also be sent as a fax, printed, sent as an e-mail, transferred via FTP, and transferred via SMB automatically.

[Sending]

Direct Fax (sending fax directly from PC) can also be used. Sent fax documents can also be saved as PDF and sent as e-mail attachments.

[Reject]

Allows administrators to block incoming faxes from certain numbers and anonymous numbers.

Reduced communication costs compared to regular phone lines

- Internet fax*¹: Send scanned documents attached to e-mails.
- Direct fax: Send faxes without being routed through an SMTP server.
- Real time communication: Directly connect IP Fax (SIP) devices.*²

*1: Internet fax requires a working e-mail account. Maximum attachment size varies depending on e-mail account.

*2: Requires optional IP Fax (SIP) kit. This kit supports multifunction devices that are JT-T 3.2 compatible and equipped with an IP Fax function offered by Fuji Xerox or Ricoh Company, Ltd.

Dependability to ensure error-free faxing

- Re-entry of recipients
- Recipient confirmation display
- Confirm multiple recipients, delete unwanted recipients
- Prohibit sending to recipients not in the phonebook
- Manually cancel direct fax
- Manual redial

Mobile and Cloud applications

AirPrint

Print directly from an iOS device via wireless LAN. This eliminates the need to open data on a PC, download special software, or install a dedicated driver.

* AirPrint is a standard print function included in iOS on iPhones and iPads.

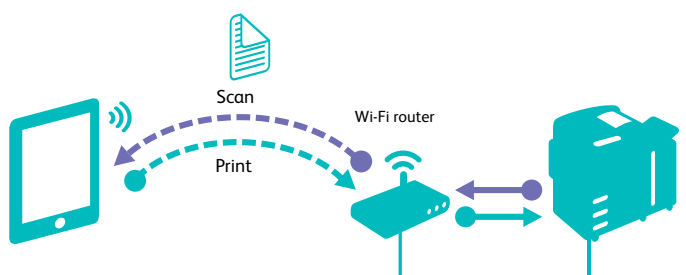


Print Utility for iOS / Android

Scan documents and save to iOS or Android devices via wireless LAN, and output web pages and pictures from the devices.

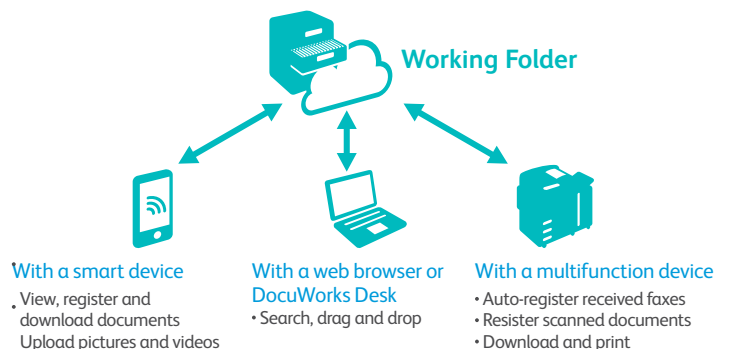
* Print Utility for iOS and Print Utility for Android can be downloaded for free from App Store and Google Play™, respectively.

* DocuWorks documents and PDF documents can also be output by linking with DocuWorks Viewer Light for iPhone/iPad.



Working Folder


Store scanned documents directly to store scanned documents directly to Fuji Xerox's secured cloud service that can automatically upload received faxes and send upload notifications by e-mail. Stored documents can be viewed and edited on PCs or smart devices using a web browser or DocuWorks. The enhanced security and management functions allow all information to be securely shared.



*This function requires the Working Folder Service contract.

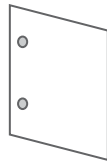
Options

Offering further finishing outputs including “Z Fold Half sheet” and “Tri-fold” with the new C3 Finisher



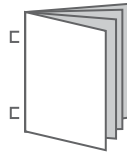
Stapling

Stapling multiple pages documents, such as meeting materials into sets, is available.



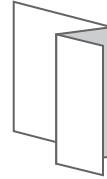
Punch

A hole punch process can be used for filing documents in binders.



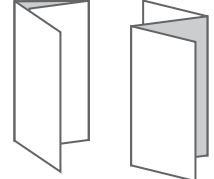
Saddle Staple

This Single Fold and stapling process is ideal for creating catalogues and booklets.



Z Fold Half sheet*





Z Fold Half sheet is a useful method to combine A3 documents into A4 size.



Tri-fold*

The C-fold is useful when creating materials enclosed in envelopes.

* Folder Unit CD1 is required.

	Finisher B1 + Booklet Maker Unit for Finisher-B1	C3 Finisher	C3 Finisher with Booklet Maker	C3 Finisher with Booklet Maker + Folder Unit CD1
				
Stapling thickness	50 sheets	50 or 65 sheets* ⁴	50 or 65 sheets* ⁴	50 or 65 sheets* ⁴
Punch	2/4 hole punch* ¹ or 2/3 hole punch* ²	2/4 hole punch* ⁵ or 2/3 hole punch* ⁶	2/4 hole punch* ⁵ or 2/3 hole punch* ⁶	2/4 hole punch* ⁵ or 2/3 hole punch* ⁶
Saddle Staple	○* ³	—	○	○
Single Fold	○* ³	—	○	○
Tri-fold	—	—	—	○* ⁷
Z Fold Half sheet	—	—	—	○* ⁷
Tray capacity* ⁸	Output tray	500 sheets	500 sheets	500 sheets
	Finisher tray	2000 sheets	3000 sheets	1500 sheets

*1: 2/4 Hole Punch Kit for Finisher-B1 is required.

*2: US 2/3 Hole Punch Kit for Finisher-B1 is required.

*3: Booklet Maker Unit for Finisher-B1 is required. For the features of Saddle Staple or Single Fold, Finisher B1 does not perform folding but perform scoring.

*4: C3 Finisher Staple Unit 65 sheets is required.

*5: Punch Unit 2H/4H is required.

*6: Punch Unit US 2H/3H is required.

*7: Folder Unit CD1 is required.

*8: 64 gsm paper.

Note: C3 Finisher or C3 Finisher with Booklet Maker requires Transport Unit H2.

Environmentally responsible

Smart energy saving

The new DocuCentre-V series uses Smart Energy Management to power only the functions requested by users. This reduces power consumption and CO₂ emissions. To minimise noise, the scanning and output devices do not generate noise when not operating.

When scanning or sending fax



Power applied

No power applied

Fast Wake-up of Control Panel

This activates the control panel in about 3 seconds after pressing Power Save button — another smart way to ensure eco-friendly operation.

Excellent TEC* with lower energy consumption

The DocuCentre-V 4070 CP model has achieved 2.9 kWh for TEC value*, conforming to International ENERGY STAR Program standards and reducing power consumption.

* Value measured by the test defined in International ENERGY STAR Program.

Visualise eco-friendly operation

Check the degree of eco-friendliness when printing via a five-step scale. The more leaves shown, the more eco-friendly the operation.

* Requires Document Monitor to be installed on PC. (Software included on bundled DVD.)



TEC value DocuCentre-V 5070 CPS model 3.4 kWh
DocuCentre-V 4070 CPS model 2.9 kWh

Specifications of DocuCentre-V 5070 / 4070

Finisher-B1 (Optional)

Item		Description
Type		Sort (Offset available) / Stack (Offset available)
Paper Size* ¹	Output Tray	Max. : A3, 11 x 17" Min. : B5 LEF
Paper Weight	Output Tray	60 to 216 gsm* ²
Paper Capacity* ³	Output Tray	[Without Stapling] A4 : 2000 sheets, B4 or larger : 1000 sheets, Mixed Size Stacking* ⁴ : 300 sheets [With Stapling] A4 : 100 sets or 1000 sheets* ⁵ , B4 or larger : 75 sets or 750 sheets [With Booklet Finisher]* ⁶ 50 sets or 600 sheets [With Fold]* ⁶ 500 sheets
Staple	Capacity	50 sheets (90 gsm or less)
	Paper Size	Max. : A3, 11 x 17" Min. : B5 LEF
	Position	Single stapling, Dual stapling
Punch* ⁷	Number of Holes	2-hole / 4-hole punch or 2-hole / 3-hole punch (US Specifications)
	Paper Size	A3, 11 x 17", B4, A4* ⁸ , A4 LEF, Letter* ⁸ , Letter LEF, B5 LEF
	Paper Weight	60 to 200 gsm* ⁹
Saddle Staple / Single Crease* ⁶	Capacity	Saddle Staple : 15 sheets, Scoring : 5 sheets
	Paper Size	Max. : A3, 11 x 17" Min. : A4, Letter
	Paper Weight	Saddle Staple : 60 to 80 gsm, Scoring : 60 to 105 gsm
Dimensions* ¹⁰		W 643 x D 552 x H 942 mm W 643 x D 597 x H 1057 mm (With Booklet Finisher)
Weight		28 kg 37 kg (With Booklet Finisher)

*1: Paper less than B5 size is delivered from the Center Tray. *2: 56 to 216 gsm when the optional High Capacity Feeder is used. *3: 64 gsm paper. *4: When larger size sheets are stacked on top of smaller size sheets. *5: 75 sets or 750 sheets with dual stapling. *6: The Booklet Finishing function requires the Booklet Maker Unit for Finisher-B1. After a job with the Booklet Finishing function specified has been output, the next job may not be delivered until the sheets are removed from the output tray. Also, if larger size sheets are stacked on top of smaller size sheets after a job with the Booklet Finishing function specified has been run, the next job may not be delivered until the sheets are removed from the output tray. *7: Optional 2 / 4 Hole Punch kit or optional Finisher B1 2 / 3 Hole Punch kit (US Specifications) is required. *8: 3-hole punch is not applicable. *9: 56 to 200 gsm when the optional HCF B1 is used. *10: Inner connector within the body is excluded.

C3 Finisher / C3 Finisher with Booklet Maker (Optional)

Item		C3 Finisher	C3 Finisher with Booklet Maker
Type	Output Tray	Sort / Stack	
	Finisher Tray	Sort (Offset available) / Stack (Offset available)	
	Booklet Tray	-	Sort / Stack
Paper Size	Output Tray	Max. : A3, 11 x 17" Min. : Postcard (100 x 148mm)	
	Finisher Tray	Max. : A3, 11 x 17" Min. : B5	
	Booklet Tray	-	Max. : A3, 11 x 17" Min. : B5
Paper Weight	Output Tray	60 to 216 gsm* ¹	
	Finisher Tray	60 to 216 gsm* ¹	
	Booklet Tray	-	60 to 105 gsm* ²
Paper Capacity* ³	Output Tray	500 sheets (A4)	
	Finisher Tray	[Without Stapling] A4 : 3000 sheets B4 or larger : 1500 sheets Mixed Size Stacking* ³ : 300 sheets [With Stapling] A4 : 200 sets, or 3000 sheets B4 or larger : 100 sets, or 1500 sheets Mixed Size Stacking* ³ : 70 sets or 200 sheets	[Without Stapling] A4 : 1500 sheets B4 or larger : 1500 sheets Mixed Size Stacking* ⁴ : 300 sheets [With Stapling] A4 : 200 sets, or 1500 sheets B4 or larger : 100 sets, or 1500 sheets Mixed Size Stacking* ⁴ : 70 sets or 200 sheets
	Booklet Tray	-	20 sets* ⁵
Staple	Capacity	50 sheets (90 gsm or less* ⁶)	
	Paper Size	Max. : A3, 11 x 17" Min. : B5 LEF	
	Position	Single stapling, Dual stapling	
Punch* ⁷	Number of Holes	2-hole / 4-hole punch or 2-hole / 3-hole punch (US Specifications)	
	Paper Size	A3, 11 x 17", B4, A4* ⁸ , A4 LEF, Letter* ⁸ , Letter LEF, B5 LEF, 7.25 x 10.5" (184 x 267 mm), 8 x 10" (203 x 254 mm), 16K (194 x 267 mm), CoversA4 (223 x 297 mm), 9 x 11" (229 x 279 mm), 215 x 315 mm, 8.5 x 13" (216 x 330 mm), Legal, 11 x 15" (279 x 381 mm), 8K (267 x 388 mm)	
	Paper Weight	60 to 200 gsm* ⁹	
Booklet Finishing	Capacity	-	Saddle Staple : 16 sheets* ¹⁰ Middle-Fold : 5 sheets Single Fold : 1 sheets
	Paper Size	-	Max. : A3, 11 x 17" Min. : B5
	Paper Weight	-	Saddle Staple : 60 to 105 gsm Middle-Fold : 60 to 105 gsm Single Fold : 60 to 105 gsm
Dimensions* ¹¹		W 730 x D 589 x H 1056 mm W 965 x D 726 x H 1056 mm (When Folder Unit CD1 is installed)	W 790 x D 589 x H 1056 mm W 1025 x D 726 x H 1056 mm (When Folder Unit CD1 is installed)
Weight		44 kg 98 kg (When Folder Unit CD1 is installed)	61 kg 115 kg (When Folder Unit CD1 is installed)

*1: 56 to 216 gsm when the optional HCF B1 is used. *2: Cover sheets can be up to 216 gsm. *3: 64 gsm paper. *4: When larger size sheets are stacked on top of smaller size sheets. *5: When the output paper size is the same. *6: Up to 65 sheets can be stapled when the C3 Finisher Staple Unit 65 Sheets is installed. However, depending on the paper type, incorrect stapling such as uneven edge alignment of sets may occur. *7: Optional. *8: 3-hole punch is not applicable. *9: 56 to 200 gsm when the optional HCF B1 is used. *10: Saddle Staple capacity varies depending on how heavy the cover is. Booklet may not be tightly closed depending on the size or type of the paper. *11: Inner connector within the body is excluded.

Notes

- 1) If the storage media (such as hard disk drives) of the base unit fail, loss of received data, accumulated data, registered setting data, etc. may occur. In no event shall Fuji Xerox be liable for any damages whatsoever arising from loss of data.
- 2) Functional spare parts will be available for at least 7 years after the product is no longer manufactured.
- 3) The product specifications, appearance and other details in this catalog are subject to change without notice for improvements.

All product names and company names mentioned in this brochure are trademarks or registered trademarks of their respective companies.

Reproduction Prohibitions Please note that reproduction of the following is prohibited by law : Domestic and foreign currencies, government-issued securities, and national bonds and local bond certificates. Unused postage stamps, post cards, etc. Certificate stamps stipulated by law. Reproducing works forming the subject matter of copyright (literary works, musical works, paintings, engravings, maps, cinematographic works, drawings, photographic works, etc.) is not permitted unless the reproduction is for the purpose of personal use, family use or other similar uses within a limited circle.



For Your Safety

Before using the product, read the Instruction Manual carefully for proper use. Use the product with the power source and voltage specified. Be sure to establish ground connection. Otherwise, electronic shock may result in the case of a failure or short circuit.

For more information or detailed product specification, please call or visit us at

Fuji Xerox Singapore Pte Ltd

80 Anson Road #01-01, Fuji Xerox Towers Singapore 079907

Tel. +65-6766-8888

<http://www.fujixerox.com.sg/>



Specifications of DocuCentre-V 5070 / 4070

Basic Specifications/Copy Function

Item		DocuCentre-V 5070	DocuCentre-V 4070
Type		Console	
Memory capacity		4 GB	
Hard disk capacity		160 GB	
Scan Resolution		600 × 600 dpi	
Printing Resolution		2400 dpi or equivalent x 600 dpi	
Warm-up Time		29 seconds or less, 24 seconds or less if the main power is on (At room temperature 23°C)	
Original Size		Maximum of 297 x 432 mm (A3, 11 x 17") for both Sheet and Book	
Paper Size	Max.	A3, 11 x 17"	
	Min.	A5 [Postcard (100 x 148mm), Quadrate NO. 3 when using Bypass Tray]	
	Image loss width	Lead Edge 4.0 mm, Trail Edge 4.0 mm, Right & Left Edges 4.0 mm	
Paper Weight* ¹	Tray 1	60 to 105 gsm	
	Tray 2, 3, 4	60 to 216 gsm	
	Bypass Tray	60 to 216 gsm	
First Copy Output Time		3.1 sec. (A4 LEF)	
Continuous Copy Speed* ²	A4 LEF/B5 LEF	55 ppm	45 ppm
	A4/B5	33 ppm	32 ppm
	B4	33 ppm	29 ppm
	A3	33 ppm	29 ppm
	A3	28 ppm	24 ppm
Paper Tray Capacity* ³	Standard	500 sheets x 2-tray + Tandem Tray Module 870 +1130 sheets + Bypass Tray 95 Sheets	
	Optional	HCF B1 : 2000 sheets	
	Max.	5090 sheets [Tandem Tray Module + HCF B1]	
Output Tray Capacity* ^{4,5}		500 sheets (A4 LEF)	
Power Supply		AC220-240 V +/- 10 %, 10 A, 50 / 60 Hz common	
Maximum Power Consumption		2.2 kW or less (AC220 V +/- 10 %)	
		2.4 kW or less (AC240 V +/- 10 %)	
		Sleep Mode : 2.0 W or less	
		Low Power Mode* ⁶ : 58 W or less	
Dimensions		W640 x D699 x H1136mm	
Weight* ⁷		76 kg	

*1: It is encouraged to use paper recommended by Fuji Xerox. Printing may not be performed correctly depending on the use conditions. *2: The speed may be reduced due to the image quality adjustment. The performance may be reduced depending on the paper type. *3: 80 gsm paper. *4: 64 gsm paper. *5: When the optional Exit 2 Tray is used: 250 sheets(Center tray, A4 LEF), 250 sheets(Exit 2 Tray, A4 LEF) *6: Low Power Mode is not set at the time of shipment from the factory. *7: Excluding Toner Cartridge.

Print Function (Optional)

Item	Description	
Type	Built-in type	
Continuous Print Speed* ¹	Same as the Basic Specifications / Copy Function	
Printing Resolution	600 x 600 dpi, 1200 x 1200 dpi	
Page Description Language	Standard	PCL5, PCL6
	Optional	Adobe® PostScript® 3™
Supported Operating System* ²	PLC6-Driver (Standard)	Windows Server® 2003 (32bit), Windows Vista® (32bit), Windows Server® 2008 (32bit), Windows® 7 (32bit), Windows® 8 (32bit), Windows® 8.1 (32bit), Windows Server® 2003 (64bit), Windows Vista® (64bit), Windows Server® 2008 (64bit), Windows® 7 (64bit), Windows Server® 2008 R2 (64bit), Windows® 8 (64bit), Windows Server® 2012 (64bit), Windows® 8.1 (64bit), Windows Server® 2012 R2 (64bit)
	Mac OS X-Driver (Standard)	Mac OS X 10.5 Leopard, Mac OS X 10.6 Snow Leopard, Mac OS X 10.7 Lion, OS X 10.8 Mountain Lion, OS X 10.9 Mavericks
	Adobe® PostScript™ 3 Driver (Optional)	Windows Server® 2003 (32bit), Windows Vista® (32bit), Windows Server® 2008 (32bit), Windows® 7 (32bit), Windows® 8 (32bit), Windows® 8.1 (32bit), Windows Server® 2003 (64bit), Windows Vista® (64bit), Windows Server® 2008 (64bit), Windows® 7 (64bit), Windows Server® 2008 R2 (64bit), Windows® 8 (64bit), Windows Server® 2012 (64bit), Windows® 8.1 (64bit), Windows Server® 2012 R2 (64bit), Mac OS X 10.5 Leopard, Mac OS X 10.6 Snow Leopard, Mac OS X 10.7 Lion, OS X 10.8 Mountain Lion, OS X 10.9 Mavericks
Interface	Standard	Ethernet 100BASE-TX / 10BASE-T, USB2.0
	Optional	Ethernet 1000BASE-T, Bidirectional Parallel (IEEE1284-B)

*1: The speed may be reduced due to the image quality adjustment.

*2: Please refer our official website for the latest supported OS.

Scan Function*¹

Item		Description
Type		Colour Scanner
Original Size		600 x 600 dpi, 400 x 400 dpi, 300 x 300 dpi, 200 x 200 dpi
Scan Speed*2		B / W : 80 ppm, Colour : 80 ppm (1 pass, 2 sided scanning B / W : 140 ppm, Colour : 140 ppm) [Fuji Xerox Standard Paper (A4 LEF), 200dpi, to Folder.]
Interface	Standard	Ethernet 100BASE-TX / 10BASE-T
	Optional	Ethernet 1000BASE-T

*1 Scan to email performance is dependent on the SMTP Server provided. Fuji Xerox recommends the use of a reliable SMTP service provider to ensure smooth performance for Scan to Email function.

*2: The scanning speed varies depending on the documents.

Fax Function (Optional)

Item	Description
Original Size	Max. : A3, 11 x 17", Long document (Longest 600 mm)
Recording Paper Size	Max. : A3, 11 x 17" Min.: A5
Transmission Time	2 seconds and more but fewer than 3 seconds* ¹
Transmission Mode	ITU-T G3
Applicable Lines	Telephone subscriber line, PBX, Fax communication (PSTN) , Max. 2 ports* ²

*1: When A4 size document with approximately 700 characters is transmitted in standard image-quality (8 x 3.85 lines / mm) and in high-speed mode (28.8 kbps or faster, JBIG). Only indicates the time for transmitting the image information and does not include the communication control time. The total communication time will vary depending on the contents of the document, the type of machine receiving the fax, and line condition. *2: No.of FAX lines is up to 2 ports. Port refers to number of channels for FAX.

Duplex Automatic Document Feeder

Item	DocuCentre-V 5070	DocuCentre-V 4070
Original Size	Max. : A3, 11 x 17" Min. : A5* ¹	
Paper Weight	38 to 128 gsm (In Duplex : 50 to 128 gsm)	
Capacity* ²	130 sheets	
Feeding Speed	55 ppm (A4 LEF Simplex)	46 ppm (A4 LEF Simplex)

*1: The minimum custom size is 125 x 85 mm. *2: 64 gsm paper.

Side Tray (Optional)

Item	Description
Paper Capacity* ¹	100 sheets
Dimensions	W 274 x D 469 x H 128 mm

*1: 64 gsm paper.

HCF B1 (Optional)

Item	Description
Paper Size	A4 LEF, Letter LEF, B5 LEF
Paper Weight	56 to 216 gsm
Dimensions	W 389 x D 610 x H 380 mm
Weight	29 kg

Folder Unit CD1 (Optional)

Item		Description
Folding	Z Fold Half Sheet	Paper Size : A3, 11 x 17", B4 Paper Weight : 60 to 90 gsm
	Tri-fold	Paper Size : A4, Letter Paper Weight : 60 to 90 gsm
Paper Capacity* ¹	Tri-fold	40 sheets* ²
Power Supply* ³		AC220-240 V +/- 10 %, 0.6 A, 50 / 60 Hz common
Maximum Power Consumption		120 W or less
Dimensions		W 232 x D 726 x H 991 mm
Weight		53 kg

Note: Optional for C3 Finisher and C3 Finisher with Booklet Maker.

*1: 64 gsm paper. *2: Paper capacity may be less than 40 sheets depending on the paper type. *3: Power supply separate from the main unit is required.